


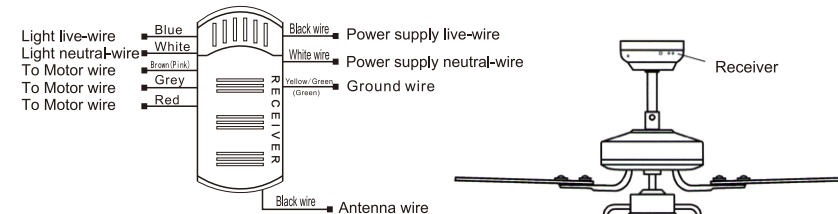
INSTRUCTION FOR DC MOTOR CEILING FAN

REMOTE CONTROL



INNOVATION•ENERGY-SAVING•FUTURE

WIRING SCHEMATIC DIAGRAM FOR RECEIVER



POWER PARAMETER LIST

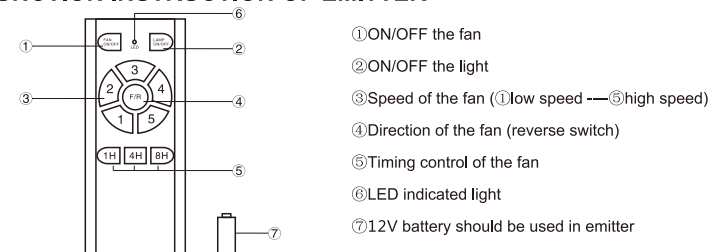
Voltage	Fan(max.)	Lamp(max.)
220~240V	65W	115W
120V	60W	40W

Adopt RF wireless digit emission technique, biunique controlled , coincident code rate is less than one millionth.(Emitter and receiver must be sent back to factory for maintenance if damaged.)

Receiver can be controlled by any angles of the emitter in prescriptive space, unrestricted by direction.

With the memory function, the controller can save the status(light and direction) while the supply power OFF and resume to the original after reload the power supply.

FUNCTION INSTRUCTION OF EMITTER



KINDLY REMINDERS:

1. Learning code matching mode is used between emitter and receiver. Turn "ON" the supply power within 30 seconds and press the emitter's "FAN ON/OFF" button for 5 seconds, it can load normally after hearing a long sound "bee", which means learning successfully and it can works normally. (PS: Learning mode is not accepted after turn "ON" the supply power for 30 seconds)
2. When the emitter cannot control the receiver, please check the battery switch touching normally or not, correction of the positive and negative, full or empty of the power.
3. When the emitter cannot control the receiver, please check is there any existence of similar remote controlled products nearby, then check whether they works, because remote controlled product with the same frequency will disturb each other.
4. Low voltage of battery will affect the sensitivity of the emitter and the signal reception accordingly(the indicated light will flash out its warning when the battery get low voltage),must replace if the battery is getting low voltage.
5. Please take out the battery from the emitter when leaving unused for long time.
6. The maximum load of lighting see the above"POWER PARAMETER LIST"
PS: please connect the ground wire correctly, otherwise it may cause the light micro-light or flash
7. When installing the fan,the fan ceiling cover don't press the antenna(or other wire),it is easy to breakdown the wire and short-circuited.

E-CWFC22 V1.1